



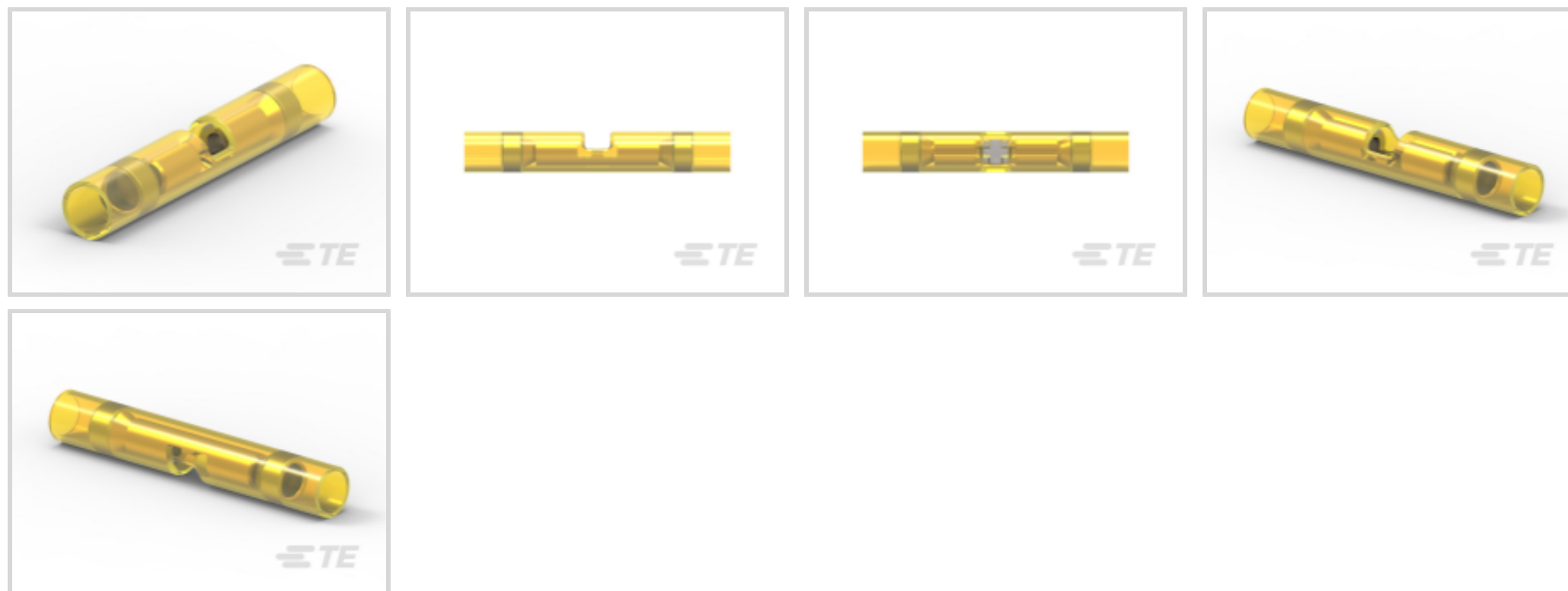
PIDG

TE Internal #: 8-320570-2

Splices, 12 – 10 AWG Wire Size, 3 – 6 mm<sup>2</sup> Wire Size, Standard, 5.18 – 13.1 kcmil Wire Size, 5180 – 13100 CMA Wire Size, Copper, PIDG

[View on TE.com >](#)

Terminals & Splices > Splices > PIDG Butt Splices



Wire Size: 3 – 6 mm<sup>2</sup>

Sealable: No

Splice Features: **Standard**

Accepts Wire Insulation Diameter Range: 5.59 mm [ .22 in ]

[All PIDG Butt Splices \(29\)](#)

**Features**

**Product Type Features**

Splice Accessory Type	Splice
Sealable	No
Splice Type	Butt Splice
Serrated	Yes
Compatible With Discrete Wire Type	Stranded
Wire Insulation Support Retention Type	Insulation Support

**Configuration Features**

Number of Serrations	8
Compatible With Wire & Cable Type	Discrete Wire

**Body Features**

Insulation Sleeve Material	Nylon
Weight per Piece	4.404 g
Plating Material	Tin
Splice Features	Standard



Primary Product Material	Copper
Primary Product Color	Yellow - Translucent

### Contact Features

Contact Plating Material	Tin
Barrel Type	Closed

### Mechanical Attachment

Wire Insulation Support	With
-------------------------	------

### Dimensions

Wire Size	5180 – 13100 CMA
Accepts Wire Insulation Diameter Range	5.59 mm[.22 in]
Terminal Material Thickness	.51 mm[.02 in]
Overall Product Length	42.06 mm[1.656 in]

### Usage Conditions

Insulation Option	Fully Insulated
Operating Temperature Range	105 °C[221 °F]

### Operation/Application

Heavy Duty	No
------------	----

### Industry Standards

Government Qualified Splice	No
-----------------------------	----

### Packaging Features

Packaging Quantity	50
Packaging Method	Loose Piece

### Other

Military Category	No
-------------------	----

### Product Compliance

[For compliance documentation, visit the product page on TE.com>](#)

EU RoHS Directive 2011/65/EU	Compliant
EU ELV Directive 2000/53/EC	Compliant
China RoHS 2 Directive MIIT Order No 32, 2016	No Restricted Materials Above Threshold
EU REACH Regulation (EC) No. 1907/2006	Current ECHA Candidate List: JUNE 2022 (224)



Candidate List Declared Against: JUNE 2022 (224)

Does not contain REACH SVHC

Halogen Content

Low Halogen - Br, Cl, F, I < 900 ppm per homogenous material. Also BFR/CFR/PVC Free

Solder Process Capability

Not applicable for solder process capability

Product Compliance Disclaimer

This information is provided based on reasonable inquiry of our suppliers and represents our current actual knowledge based on the information they provided. This information is subject to change. The part numbers that TE has identified as EU RoHS compliant have a maximum concentration of 0.1% by weight in homogenous materials for lead, hexavalent chromium, mercury, PBB, PBDE, DBP, BBP, DEHP, DIBP, and 0.01% for cadmium, or qualify for an exemption to these limits as defined in the Annexes of Directive 2011/65/EU (RoHS2). Finished electrical and electronic equipment products will be CE marked as required by Directive 2011/65/EU. Components may not be CE marked. Additionally, the part numbers that TE has identified as EU ELV compliant have a maximum concentration of 0.1% by weight in homogenous materials for lead, hexavalent chromium, and mercury, and 0.01% for cadmium, or qualify for an exemption to these limits as defined in the Annexes of Directive 2000/53/EC (ELV). Regarding the REACH Regulation, the information TE provides on SVHC in articles for this part number is based on the latest European Chemicals Agency (ECHA) 'Guidance on requirements for substances in articles' posted at this URL: <https://echa.europa.eu/guidance-documents/guidance-on-reach>

### Compatible Parts



TE Part # 58433-3  
PRO CR ASSY, RBY IS9252



TE Part # 59239-4  
HHHT PIDG PG 12-10 ASSY




TE Part # 58423-1  
DIE, RBY IS9252




TE Part # 169404  
CERTI-LOK DIE

### Also in the Series | PIDG




Compression Connectors(17)



Crimp Terminal Housings(1)



Crimp Wire Pins, Tabs & Ferrules(41)




Hand Crimping Tools(2)



Knife Disconnects(11)



PCB Terminals(9)



Quick Disconnects(53)



Ring Terminals &amp; Spade Terminals(861)



Special Purpose Terminals(1)



Splices(48)

## Documents

### Product Drawings

#### SPLICE BUTT PIDG 12-10

English

### CAD Files

#### 3D PDF

English

#### Customer View Model

[ENG\\_CVM\\_8-320570-2\\_V.3d\\_igs.zip](#)

English

#### Customer View Model

[ENG\\_CVM\\_8-320570-2\\_V.3d\\_stp.zip](#)

English

#### Customer View Model

[ENG\\_CVM\\_8-320570-2\\_V.2d\\_dxf.zip](#)

English

#### 3D PDF

3D

#### Customer View Model

[ENG\\_CVM\\_CVM\\_8-320570-2\\_AB.2d\\_dxf.zip](#)

English

#### Customer View Model

[ENG\\_CVM\\_CVM\\_8-320570-2\\_AB.3d\\_igs.zip](#)

English

#### Customer View Model

[ENG\\_CVM\\_CVM\\_8-320570-2\\_AB.3d\\_stp.zip](#)



English

By downloading the CAD file I accept and agree to the [Terms and Conditions](#) of use.

### Product Specifications

#### Application Specification

English

### Agency Approvals

#### UL Report

English